

Monarch Elementary



Educational Packet

October is Monarch appreciation month in Granbury. Lake Granbury Master Gardeners want to support you as you educate Hood county students on the life cycle and importance of Monarchs and what actions we can take to help them thrive!

LGMG Elementary Monarch Educational packet includes:

- Scripted Monarch Life-Cycle lesson for teachers
- Monarch book list
- Monarch mazes
- Monarch Life Cycle Coloring Page
- Monarch word search
- Can you spot... activities
- Basic Monarch Anatomy
- Planting suggestions to create your own butterfly garden

Interested in having a Master Gardener come and give a short talk about the Monarch Life Cycle? Contact LGMG Deborah Rollins - deborah@jdrrollins.com

For a full color Monarch life cycle .pdf, see our website

<https://lakegranburymastergardeners.org/romancing-the-monarch/>



lakegranburymastergardeners.org

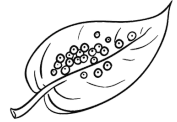
Monarch Life Cycle Script for Teachers



The LIFE CYCLE of a Monarch Butterfly occurs in four stages.

STAGE ONE:

Mama monarch butterfly lays her tiny EGGS only on milkweed leaves. Tiny eggs are about the size of the head of a pin. Mama lays her eggs on the underside of leaves, where they are hidden from predators.



STAGE TWO:

After about 4 days, EGGS become CATERPILLARS. Monarch CATERPILLARS feed only on milkweed leaves. Each caterpillar will eat 10 times his body weight in one day. He will continue to grow larger & larger. Monarch caterpillars are beautifully colored with bright green, white, yellow & black stripes.



STAGE THREE:

After about a week, CATERPILLARS become CHRYSALISES, where metamorphosis occurs. The big, fat caterpillar will crawl away from the milkweed plant – sometimes as far as 20 feet to find a place to form a chrysalis. While the caterpillar is in their chrysalis, they go through a process called metamorphosis. Metamorphosis is the process the of the caterpillar changing into a butterfly.



STAGE FOUR:

After about 8 days, inside the chrysalis, metamorphosis transforms the caterpillar to a monarch butterfly. The CHRYSALIS opens and a fully adult MONARCH BUTTERFLY emerges!



Find a full color, PDF version of this lesson on the LGMG website.

<https://lakegranburymastergardeners.org/romancing-the-monarch/>



Monarch Focused Books for Children



Books at Hood County Library:

Hurry and the Monarch - by Antonie Ó Flatharta

Hello, Little One: A Monarch Butterfly Story - by Zeena M. Pliska

Winged Wonders: Solving the Monarch Migration Mystery - by Meeg Pincus

An Extraordinary Life: The Story of a Monarch Butterfly - by Laurence P. Pringle

Monarch Butterfly Migration - by Susan Heinrichs Gray (E-BOOK)

A Monarch Butterfly Story - by Melissa Kim

I Wish I was a Monarch Butterfly - by Jennfer Bové

Other Books:

Gotta Go! Gotta Go!: A Picture Book - by Sam Swope

A Monarch Butterfly's Life - by John Himmelman

Home Is Calling - by Katherine Pryor

Monarch Butterfly of Aster Way - by Elizabeth Ring

Butterflies Belong Here - by Deborah Hopkinson

The Mystery of the Monarchs - by Barb Rosenstock

Monarch and Milkweed - by Helen Frost and Leonid Gore

How to Make a Pollinator Garden - by Camelia Maier

A Day in the Life of a Monarch: Includes Monarch Photo Gallery - by Dale Adams

Monarch Butterflies: A Migration Story - by Lisa J. Amstutz

Adult books:

Butterfly Gardening for Texas - by Geyata Ajilvsgi

Native Host Plants for Texas Butterflies: A Field Guide - by Jim Weber, Lynne M. Weber, Roland H. Wauer

Bicycling with Butterflies: My 10,201-Mile Journey Following the Monarch Migration - by Sara Dykman

The Monarch Butterfly Migration: Its Rise and Fall - by Monika Maeckle

Come to Lake Granbury Master Gardeners FREE Romancing the Monarch Festival

When: The 1st Saturday in October

Time: 1:30-4pm (Live Monarch releases at 2pm & 3pm)

Where: 1410 W Pearl St, Granbury, TX 76048


What: Live butterfly release, face painting, pollinator plant education,

Monarch tagging & more!



Maze Game

Help the Monarch find the milkweed!
Draw a line from the butterfly to the flower.



Come to Lake Granbury Master Gardeners FREE Romancing the Monarch Festival

When: The 1st Saturday in October

Time: 1:30-4pm (Live Monarch releases at 2pm & 3pm)

Where: 1410 W Pearl St, Granbury, TX 76048

What: Live butterfly release, face painting, pollinator plant education,


Monarch tagging & more!



<https://lakegranburymastergardeners.org/romancing-the-monarch/>

Maze Game

Help the Monarch find the milkweed!
Draw a line from the butterfly to the flower.



Come to Lake Granbury Master Gardeners FREE Romancing the Monarch Festival

When: The 1st Saturday in October

Time: 1:30-4pm (Live Monarch releases at 2pm & 3pm)

Where: 1410 W Pearl St, Granbury, TX 76048

What: Live butterfly release, face painting, pollinator plant education,

Monarch tagging & more!

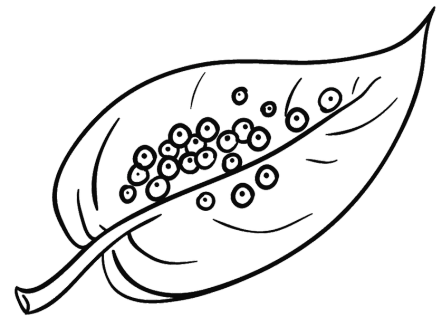


<https://lakegranburymastergardeners.org/romancing-the-monarch/>

Monarch Life Cycle Coloring Page



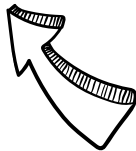
Adult Monarch need nectar plants




Eggs on Milkweed leaf



Caterpillar eating Milkweed



Crysalis



Lake Granbury

Come to Lake Granbury Master Gardeners FREE Romancing the Monarch Festival

When: The 1st Saturday in October

Time: 1:30-4pm (Live Monarch releases at 2pm & 3pm)

Where: 1410 W Pearl St, Granbury, TX 76048

What: Live butterfly release, face painting, pollinator plant education,

Monarch tagging & more!



TEXAS A&M
AGRILIFE
EXTENSION

<https://lakegranburymastergardeners.org/romancing-the-monarch/>

Monarch Word Search



MONARCH
BUTTERFLY
MIGRATION
HIBERNATE
NECTAR
POLLINATOR
MILKWEED
CATERPILLAR
CHRYSLIS



V A L Y D D V Z X L F T W F E T P Z
S P B U T T E R F L Y B H O H K C Z
P O D D C O V L M A W Y R G W T E E
Y L M E Z C A T E R P I L L A R R I
C L O G Y S Z M I L K W E E D G T F
B I N J O Q K L A F W B U J F M U L
S N A N C M C Y R A O Z B G N L V Y
U A R K C R P B M I G R A T I O N L
F T C N E C T A R E M M G Q Y Q H N
M O H Z E S F J T R M T W K K S J B
E R P O M W Z O C H R Y S A L I S Z
I C H I B E R N A T E X G N Q G S S



Come to Lake Granbury Master Gardeners FREE Romancing the Monarch Festival

When: The 1st Saturday in October
Time: 1:30-4pm (Live Monarch releases at 2pm & 3pm)

Where: 1410 W Pearl St, Granbury, TX 76048


What: Live butterfly release, face painting, pollinator plant education,
Monarch tagging & more!



<https://lakegranburymastergardeners.org/romancing-the-monarch/>

Can you spot 5 Monarchs?

Hint: Look for the same wing
pattern but different angles



Come to Lake Granbury Master Gardeners FREE Romancing the Monarch Festival

When: The 1st Saturday in October

Time: 1:30-4pm (Live Monarch releases at 2pm & 3pm)


Where: 1410 W Pearl St, Granbury, TX 76048

What: Live butterfly release, face painting, pollinator plant education,

Monarch tagging & more!



Can you spot 10 Monarchs?



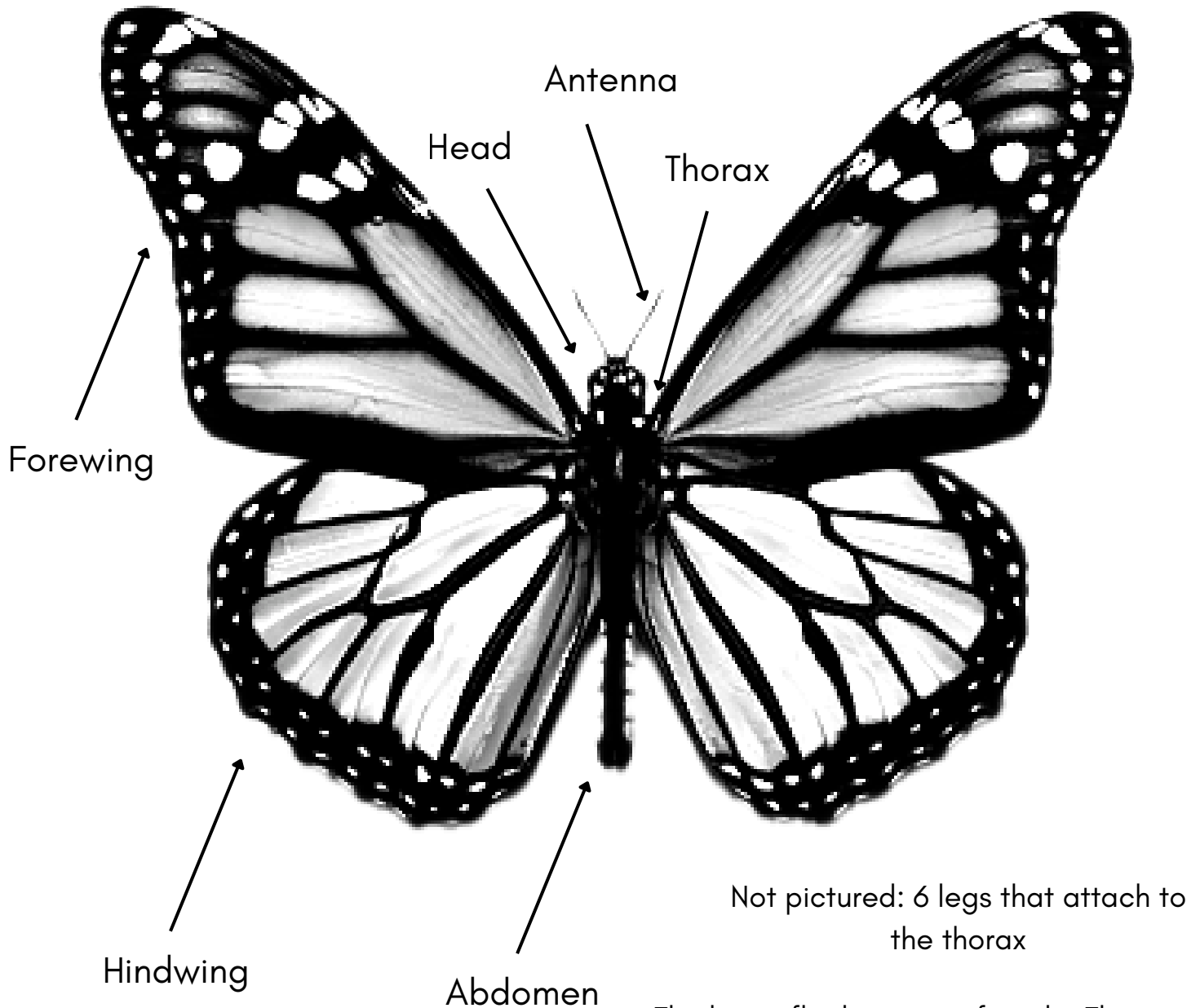
Come to Lake Granbury Master Gardeners FREE Romancing the Monarch Festival



- When:** The 1st Saturday in October
- Time:** 1:30-4pm (Live Monarch releases at 2pm & 3pm)
- Where:** 1410 W Pearl St, Granbury, TX 76048
- What:** Live butterfly release, face painting, pollinator plant education, Monarch tagging & more!



Monarch Basic Anatomy



Not pictured: 6 legs that attach to the thorax

The butterfly shown is a female. This is distinguished by the thick veining on the wings and the absence of black spots on the hindwing.



Come to Lake Granbury Master Gardeners FREE Romancing the Monarch Festival

When: The 1st Saturday in October

Time: 1:30-4pm (Live Monarch releases at 2pm & 3pm)

Where: 1410 W Pearl St, Granbury, TX 76048

What: Live butterfly release, face painting, pollinator plant education, Monarch tagging & more!



Monarch Basic Anatomy

Wings: Adult Monarchs, like all butterflies, have four wings; two forewings and two hindwings. Monarchs only have white spots on the black portions of their wings, making it easy to identify them over other butterflies.

Monarch wings are also how male and female are distinguished. Male Monarchs have thinner veining on their wings and two distinct black dots on their hind wings.

Monarch bodies are made up of three parts: head, thorax and abdomen.

Head: A Monarch's head contains four main parts: eyes, antennae, palpi (provide a sense of smell), and proboscis. The proboscis is a long tubular mouthpart that unfurls to suck up nectar and water.

Thorax: The thorax contains three segments. Each segment has a pair of legs attached and the 2nd and 3rd segments are where the wings are attached as well.

Abdomen: A Monarch's abdomen contains 11 segments for ease of flexibility. A male's abdomen also contains a pair of claspers at the end of their abdomen that are used during mating.



Come to Lake Granbury Master Gardeners FREE Romancing the Monarch Festival

When: The 1st Saturday in October

Time: 1:30-4pm (Live Monarch releases at 2pm & 3pm)

Where: 1410 W Pearl St, Granbury, TX 76048

What: Live butterfly release, face painting, pollinator plant education,

Monarch tagging & more!





Monarchs fly up to 3,000 miles each fall to reach their winter hibernation home in Mexico. This super generation of Monarchs need a lot of nectar plants on their long journey south.



Come to Lake Granbury Master Gardeners FREE Romancing the Monarch Festival

When: The 1st Saturday in October

Time: 1:30-4pm (Live Monarch releases at 2pm & 3pm)

Where: 1410 W Pearl St, Granbury, TX 76048

What: Live butterfly release, face painting, pollinator plant education, Monarch tagging & more!



TEXAS A&M
AGRILIFE
EXTENSION

<https://lakegranburymastergardeners.org/romancing-the-monarch/>



Create a Butterfly Garden

Butterfly gardens require three key elements: host plants, nectar plants and a safe habitat. Host plants are the food source for butterflies in the caterpillar life stage and nectar plants feed adult butterflies. A safe butterfly habitat will include shelter from the wind, fresh water and sunny open spaces with both host and nectar plants.

Host Plants:

- **Milkweed** for Monarch & Queen
- **Dill or Fennel** for Black Swallowtail
- **Passion Flower Vine** for Gulf Fritillary
- **Pipevine** for Pipevine Swallowtail
- **Butterfly Pea Vine** for Sleepy Orange, Gray Hairstreak, Southern Dogface, Long-tailed Skipper
- **Sunflowers** for American Lady

Nectar Plants:

- Gregg's Mistflower
- Salvia
- Zinnia
- Gomphrena
- Coneflower
- Lantana
- Yarrow
- White Mistflower
- Fall Aster
- Sunflower
- Turk's Cap
- Phlox
- Mexican Flame Vine
- Blanket Flower
- Zexmenia
- Mexican Bush Sage
- Rudbeckia
- Flame Acanthus

Hood County is directly in the Monarch migration path. It is vitally important that Milkweed (the sole host plant for Monarchs) be included in a butterfly garden. However, a garden doesn't need all of these plants to attract butterflies. Start with just a few host plants and nectar plants!

Looking for more garden inspiration? Curious how these plants look in a garden? The **Lake Granbury Master Gardener Demonstration and Research Garden** is open 7 days a week and is free to the public!



LGMG Demo Garden
1410 W Pearl St
Granbury, TX 76048

