



# *Monarch Pre-School Educational Packet*

October is Monarch appreciation month in Granbury. Lake Granbury Master Gardeners want to support you as you educate Hood county students on the life cycle and importance of Monarchs and what actions we can take to help them thrive!

## **LGMG Pre-School Monarch Educational packet includes:**

- Scripted Monarch Life-Cycle lesson for teachers
- Monarch-themed educational activities: matching, coloring and more!
- Monarch book list
- Monarch craft tutorials
- Planting suggestions to create your own butterfly garden

**Interested in having a Master Gardener come and give a short talk about the Monarch Life Cycle? Contact LGMG Deborah Rollins - [deborah@jdrollins.com](mailto:deborah@jdrollins.com)**

For a full color Monarch life cycle pdf, see our website

<https://lakegranburymastergardeners.org/romancing-the-monarch/>



[lakegranburymastergardeners.org](http://lakegranburymastergardeners.org)



# *Monarch*

## *Educational Packet*

- Scripted Monarch Life-Cycle for lesson for teachers
- Monarch book list
- Male or Female handout
- Monarch Maze activity
- Monarch Can you spot... activity
- Monarch Life Cycle Coloring page
- Monarch Life Cycle Cut & Match activity
- Monarch Life Cycle Picture Booklet
- Monarch Migratory Map
- Monarch Coffee Filter craft
- Monarch Symmetrical Painting craft
- Monarch Stained Glass Flag/Window
- Planting suggestions to create your own butterfly garden



# Monarch Life Cycle Lesson

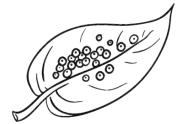


The LIFE CYCLE of a Monarch Butterfly occurs in four stages.



## STAGE ONE:

Mama monarch butterfly lays her tiny EGGS only on milkweed leaves. Tiny eggs are about the size of the head of a pin. Mama lays her eggs on the underside of leaves, where they are hidden from predators.



## STAGE TWO:

After about 4 days, EGGS become CATERPILLARS. Monarch CATERPILLARS feed only on milkweed leaves. Each caterpillar will eat 10 times his body weight in one day. He will continue to grow larger & larger. Monarch caterpillars are beautifully colored with bright green, white, yellow & black stripes.



## STAGE THREE:

After about a week, CATERPILLARS become CHRYSALISES, where metamorphosis occurs. The big, fat caterpillar will crawl away from the milkweed plant - sometimes as far as 20 feet to find a place to form a chrysalis. While the caterpillar is in their chrysalis, they go through a process called metamorphosis. Metamorphosis is the process of the caterpillar changing into a butterfly.



## STAGE FOUR:

After about 8 days, inside the chrysalis, metamorphosis transforms the caterpillar to a monarch butterfly. The CHRYSALIS opens and a fully adult MONARCH BUTTERFLY emerges!



## Want to see Monarchs in person?



### Come to Lake Granbury Master Gardeners FREE Romancing the Monarch Festival

**When:** The 1<sup>st</sup> Saturday in October

**Time:** 1:30-4pm (Live Monarch releases at 2pm & 3pm)

**Where:** 1410 W Pearl St, Granbury, TX 76048

**What:** Live butterfly release, face painting, pollinator plant education,



# Monarch Focused Books for Children



## Books at Hood County Library:

Hurry and the Monarch - by Antonie Ó Flatharta

Hello, Little One: A Monarch Butterfly Story - by Zeena M. Pliska

Winged Wonders: Solving the Monarch Migration Mystery - by Meeg Pincus

An Extraordinary Life: The Story of a Monarch Butterfly - by Laurence P. Pringle

Monarch Butterfly Migration - by Susan Heinrichs Gray (E-BOOK)

A Monarch Butterfly Story - by Melissa Kim

I Wish I was a Monarch Butterfly - by Jennfer Bové

## Other Books:

Gotta Go! Gotta Go!: A Picture Book - by Sam Swope

A Monarch Butterfly's Life - by John Himmelman

Home Is Calling - by Katherine Pryor

Monarch Butterfly of Aster Way - by Elizabeth Ring

Butterflies Belong Here - by Deborah Hopkinson

The Mystery of the Monarchs - by Barb Rosenstock

Monarch and Milkweed - by Helen Frost and Leonid Gore

How to Make a Pollinator Garden - by Camelia Maier

A Day in the Life of a Monarch: Includes Monarch Photo Gallery - by Dale Adams

Monarch Butterflies: A Migration Story - by Lisa J. Amstutz

## Adult books:

Butterfly Gardening for Texas - by Geyata Ajilvsgi

Native Host Plants for Texas Butterflies: A Field Guide - by Jim Weber, Lynne M. Weber, Roland H. Wauer

Bicycling with Butterflies: My 10,201-Mile Journey Following the Monarch Migration - by Sara Dykman

The Monarch Butterfly Migration: Its Rise and Fall - by Monika Maeckle

## Come to Lake Granbury Master Gardeners FREE Romancing the Monarch Festival

**When:** The 1<sup>st</sup> Saturday in October

**Time:** 1:30-4pm (Live Monarch releases at 2pm & 3pm)

**Where:** 1410 W Pearl St, Granbury, TX 76048


**What:** Live butterfly release, face painting, pollinator plant education,

Monarch tagging & more!




# Male or Female Monarch?

## Coloring Page



Female

Two small black dots on the lower wings are what distinguish a male Monarch from a female.



Male



### Come to Lake Granbury Master Gardeners FREE Romancing the Monarch Festival

**When:** The 1<sup>st</sup> Saturday in October

**Time:** 1:30-4pm (Live Monarch releases at 2pm & 3pm)

**Where:** 1410 W Pearl St, Granbury, TX 76048


**What:** Live butterfly release, face painting, pollinator plant education,

Monarch tagging & more!



# Maze Game

Help the Monarch find the milkweed!  
Draw a line from the butterfly to the flower.



## Come to Lake Granbury Master Gardeners FREE Romancing the Monarch Festival

**When:** The 1<sup>st</sup> Saturday in October

**Time:** 1:30-4pm (Live Monarch releases at 2pm & 3pm)

**Where:** 1410 W Pearl St, Granbury, TX 76048

**What:** Live butterfly release, face painting, pollinator plant education,

Monarch tagging & more!



<https://lakegranburymastergardeners.org/romancing-the-monarch/>

# Can you spot...



milkweed



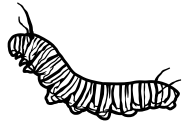
Monarch






Chrysalis



Pollinator  
Plant



Caterpillar



## Come to Lake Granbury Master Gardeners FREE Romancing the Monarch Festival

**When:** The 1<sup>st</sup> Saturday in October

**Time:** 1:30-4pm (Live Monarch releases at 2pm & 3pm)

**Where:** 1410 W Pearl St, Granbury, TX 76048

**What:** Live butterfly release, face painting, pollinator plant education,

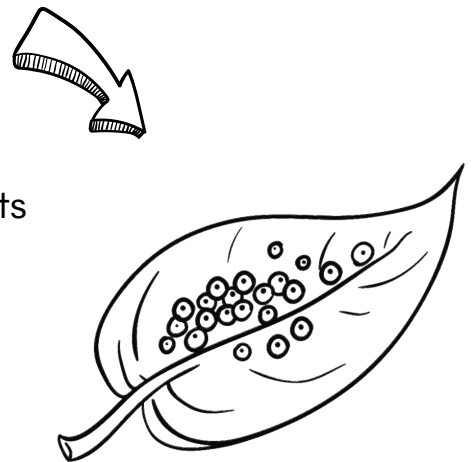
Monarch tagging & more!



# Monarch Life Cycle Coloring Page



Adult Monarch need nectar plants





Eggs on Milkweed leaf



Caterpillar eating Milkweed



Crysalis



## Come to Lake Granbury Master Gardeners FREE Romancing the Monarch Festival

**When:** The 1<sup>st</sup> Saturday in October

**Time:** 1:30-4pm (Live Monarch releases at 2pm & 3pm)

**Where:** 1410 W Pearl St, Granbury, TX 76048


**What:** Live butterfly release, face painting, pollinator plant education,

Monarch tagging & more!




<https://lakegranburymastergardeners.org/romancing-the-monarch/>

Color the squares at the bottom of the page. Then cut them out and match them to the Monarch life cycle



Egg

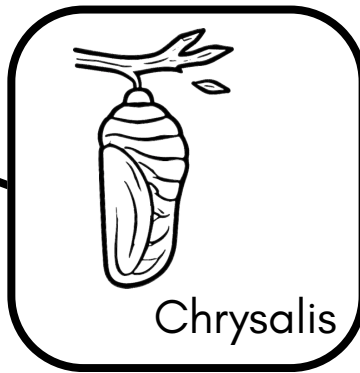


Caterpillar

# Monarch Life Cycle




Adult Monarch



Chrysalis



<https://lakegranburymastergardeners.org/romancing-the-monarch/>



# Monarch Life Cycle Picture Booklet

Color then cut out book pieces.  
Stack in order with the longest  
piece in the back, all the way to the  
shortest piece in the front. Align the  
top edges, and staple at the top of  
the booklet.



## *Monarch Life Cycle Picture Booklet*



## Come to Lake Granbury Master Gardeners FREE Romancing the Monarch Festival

**When:** The 1<sup>st</sup> Saturday in  
October

**Time:** 1:30-4pm

\*Live Monarch releases  
at 2pm & 3pm\*

**Where:** 1410 W Pearl St,  
Granbury, TX 76048

<https://lakegranburymastergardeners.org/romancing-the-monarch/>

Live butterfly release,  
face painting, pollinator  
plant education, Monarch  
tagging & more!



Celebrate!



10-14 days later, an adult Monarch will emerge from the chrysalis. At this time, Monarch's need nectar plants to feed them. Female Monarchs will also start to look for Milkweed plants to lay their eggs.



Butterfly

When the caterpillar is about 2 weeks old, it hangs upside down and sheds its skin to create a hard shelled chrysalis.



Chrysalis

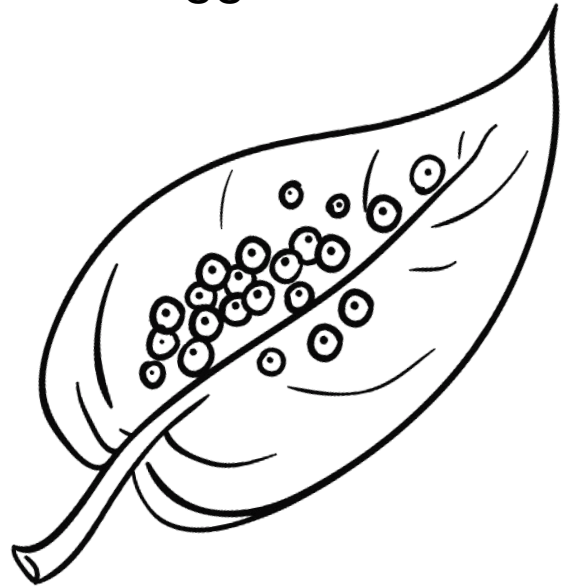


When the egg hatches, a hungry caterpillar crawls out. Milkweed is the only food Monarch caterpillars can eat.



Caterpillar

Female Monarchs lay their eggs only on Milkweed leaves. It takes 3-4 days for the eggs to hatch



Egg





Follow the Monarch on their migratory trip to Mexico to hibernate for the winter!



## Come to Lake Granbury Master Gardeners FREE Romancing the Monarch Festival

**When:** The 1<sup>st</sup> Saturday in October

**Time:** 1:30-4pm (Live Monarch releases at 2pm & 3pm)

**Where:** 1410 W Pearl St, Granbury, TX 76048

**What:** Live butterfly release, face painting, pollinator plant education, Monarch tagging & more!



TEXAS A&M  
AGRILIFE  
EXTENSION

<https://lakegranburymastergardeners.org/romancing-the-monarch/>

# Coffee Filter Butterflies

## Supply List:

- Large, white coffee filters
- Cookie sheet or wax paper
- Washable markers
- Water spray bottle
- Black pipe cleaners



1. Flatten the coffee filter with your hand and place it on a cookie sheet or wax paper.
2. Use washable markers to color your flattened coffee filters. Leave a little bit of white space between each color.
3. Lightly spray your coffee filter with water to let the colors blend.
4. Allow the filters to dry completely.
5. Once dry, pinch the center of the filter and use a pipe cleaner to twist and secure in place, creating the body and wings of the butterfly.


# Symmetrical Butterfly Painting

## Supply List:

- Printed butterfly template (attached)
- Black construction paper or card stock
- Stapler
- Cotton swabs
- Orange & white acrylic paint



1. Print attached template of half a butterfly.
2. Fold a sheet of black construction paper or black card stock in half and trace the butterfly template on one side.
3. Cut out the butterfly using the outside lines only (do not cut out the inside of the butterfly).
4. Unfold cut out shape. Use a cotton swab to place acrylic paint thickly in sections, similar to the way they appear on a monarch butterfly's wings. Dot some white around the edges.
5. Fold the butterfly together, press down firmly to create the print.
6. Carefully open the painted butterfly to reveal the symmetry.



TEXAS A&M  
**AGRILIFE**  
EXTENSION

<https://lakegranburymastergardeners.org/romancing-the-monarch/>

# Stained Glass Window/Flag

## Supply List:

- Contact paper
- Black construction paper or card stock
- Orange & Yellow crepe paper
- White Paint Pen
- Scissors
- Pencil
- Half butterfly template (find this attached)



1. Fold black paper in half and trace the half butterfly template.
2. Cut out the outside of the butterfly shape.
3. Next, cut out the inside of the butterfly shape leaving a 1" strip from the outside edge of butterfly. The butterfly is now just a 1" wide cutout with an empty center.
4. Unfold your butterfly edge and cover in white dots using the paint pen.
5. Cut two squares of contact paper that are at least 1" larger than the butterfly shape on all sides.
6. Fold and cut crepe paper into small squares.
7. Expose contact paper, sticky side up.
8. Place butterfly on paper, dots facing down. Run your fingers along the butterfly shape to make sure it is fully attached to the contact paper.
9. Place crepe paper all over the inside of the butterfly, until all of the contact paper is covered.
10. Apply second layer of contact paper by pressing firmly. Then cut off the excess contact paper, leaving at least a ½ inch overlap so the contact paper seals well.
11. Hang in a window or hole punch and attach a string to make butterfly flag.



# Create a Butterfly Garden

Butterfly gardens require three key elements: host plants, nectar plants and a safe habitat. Host plants are the food source for butterflies in the caterpillar life stage and nectar plants feed adult butterflies. A safe butterfly habitat will include shelter from the wind, fresh water and sunny open spaces with both host and nectar plants.

## Host Plants:

- **Milkweed** for Monarch & Queen
- **Dill or Fennel** for Black Swallowtail
- **Passion Flower Vine** for Gulf Fritillary
- **Pipevine** for Pipevine Swallowtail
- **Butterfly Pea Vine** for Sleepy Orange, Gray Hairstreak, Southern Dogface, Long-tailed Skipper
- **Sunflowers** for American Lady

## Nectar Plants:

- Gregg's Mistflower
- Salvia
- Zinnia
- Gomphrena
- Coneflower
- Lantana
- Yarrow
- White Mistflower
- Fall Aster
- Sunflower
- Turk's Cap
- Phlox
- Mexican Flame Vine
- Blanket Flower
- Zexmenia
- Mexican Bush Sage
- Rudbeckia
- Flame Acanthus

Hood County is directly in the Monarch migration path. It is vitally important that Milkweed (the sole host plant for Monarchs) be included in a butterfly garden. However, a garden doesn't need all of these plants to attract butterflies. Start with just a few host plants and nectar plants!

Looking for more garden inspiration? Curious how these plants look in a garden? The **Lake Granbury Master Gardener Demonstration and Research Garden** is open 7 days a week and is free to the public!



**LGMG Demo Garden**  
1410 W Pearl St  
Granbury, TX 76048

